

600496

1

2

3

4

5

1
2017

2017 2 10 2017 1 24

2017 3 28

2017

2 A

20 = A 20 90% /

20

A

2017

3 200,000,000 200,000,000

300,000,000 300,000,000

6 100,000.00 100,000.00

1	16	139,645.26	100,000.00
		139,645.26	100,000.00

16

99.81%

99.82%

99.96%

7

8

300,000,000

24.17% 36.74%

3

2014

9

3

2014 4 16

2014 5 8

2013

<

>

2016 4 14

2016 5 6

2015

2016-2018

10

..... 1

..... 2

..... 5

..... 7

..... 8

..... 8

..... 9

..... 13

..... 15

..... 16

..... 16

..... 17

..... 17

..... 19

..... 19

..... 23

..... 27

..... 27

..... 27

16 28

..... 30

..... 34

..... 35

..... 35

..... 35

.....36

.....36

.....36

.....36

.....44

.....44

.....45

.....47

.....47

.....50

.....50

.....52

.....54

		A
		Asia Buildings Company Limited
		2017
	A	
		2013 2014 2015 2016 1-9
A		

ChangJiang & JingGong Steel Building (Group) Co., Ltd.

91340000711774045Q

151,044.52

151,044.52

1999 6 28

2002 6 5

600496.SH

237161

0564-3631386

0564-3630000

www.600496.com

www.sse.com.cn

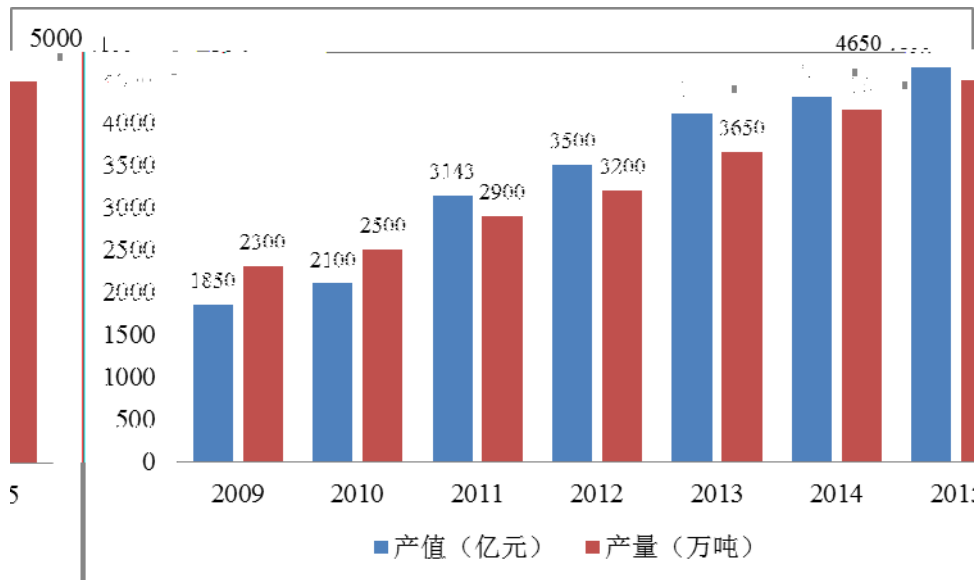
www.600496.com

E

1

1

2009 2,300 2015 4,500 1,850 4,650
11.84% 16.60%



2

2015 4.1
4,500 11%
2016-2020 2020 2015
10% 25%
5,000 1
2

1

2

3

2012

4

/

5

6

1

2014 3

2014-2020 2012

2% 2020 50% 2014 4 8

[2014]45

2014 5 27

2015 1 1 2.0

2015 9 30

10

2016 3

2016 9

300

10

30% 2017 3 1

2020 2015 20%

50% 40%

15%

2

16

3

A

1.00

2017 1 24
2017 3 28
365,069,604 24.17%

20 = 20 90% /
20

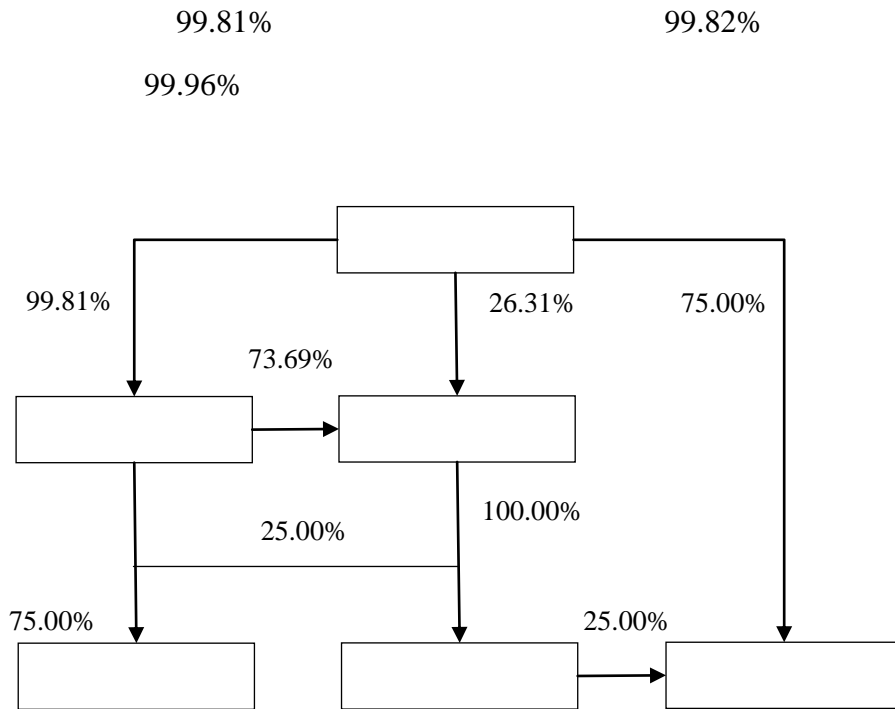
A

2017

300,000,000 300,000,000 200,000,000 200,000,000

36

A



A

365,069,604

24.17%

	200,000,000	
	11.69%	
565,069,604		33.04%
300,000,000		

2017

300,000,000

24.17% 36.74%

3

2014

	1 4
	50,000
	91330600698293000U
	2009 12 18 2029 12 31
	100%
	1
	0575-85595756

365,069,604

24.17%

2016 9 30

					%	
1		1999.12.28		71,888	100.00	
2		1985.3.22		880	100.00	

	2015 12 31
	363,388.99
	234,087.41
	129,301.57
	2015
	864.43
	12,037.47

24

1

24

2

24

2015 12 31 2016 12

31

2015 12 31		10,500			2013 7 16 2016 7 15
		10,000			2014 12 10 2015 12 10
		28,500			2015 2 3 2016 2 2
		18,000			2015 12 21 2016 12 20

2016
12 31

		30,700			2016 2 16 2017 2 16
		5,000			2016 6 20 2017 6 19

3

24

2017 1 24

2017

A

2017 3 28

1		200,000,000	200,000,000
300,000,000	300,000,000		

2

3

3

36

1

2

10

10%

3

1

2

4

15

30

1

2

100,000.00

100,000.00

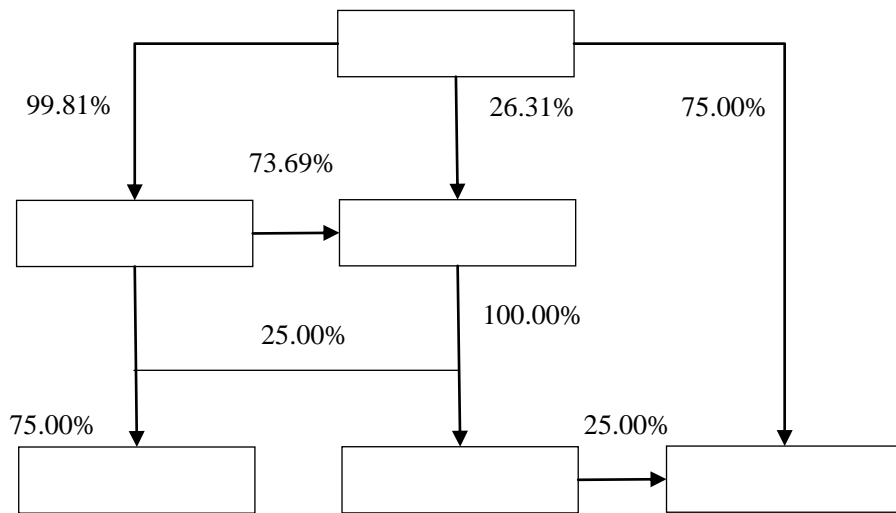
1	16	139,645.26	100,000.00
		139,645.26	100,000.00

16

99.82%

99.81%

99.96%



16

16

1			3.59
2		C-225-01 C-225-02 1-01# 2-03#	4.88
3	T1	-	3.18
4			0.22
5			-
6		1 2	1.67
7			1.32

8			1.35
			16.22

1		2017	2 5
2		2016	2 16
3	T1	-	2016 9 25
4		2016	4 20
5		2016	4 29
		2017	2
6		2016	12 13 2017 2 20
7		2016	9 6
8		2016	8 28

1		25,827.71	21,600.00
2		23,770.15	19,400.00
3	- T1	18,374.35	14,500.00

4

17,627.69

13,500.00

	30%-50% 1/4

2 16

1

2

16

16

1

-

2012

ERP

3

EMBA

4

5

16

16

1

2

3

4

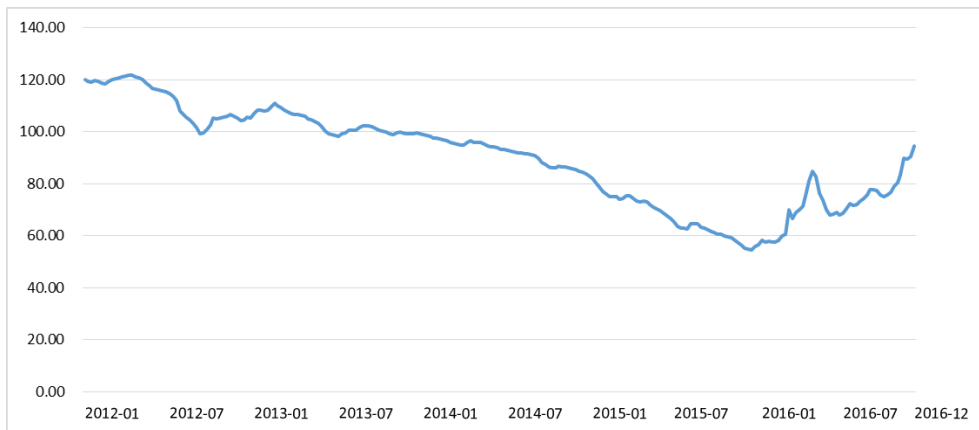
5

1

2

27%-43%

2012 2016



Wind

3

4

2013	2014	2015	2016	1-9
77,580.52	59,948.52	41,346.10		20,565.84
	10.37%	8.76%	5.77%	5.27%

1

2

40

1

2013	2014	2015	2016	9	30
72.40%	65.49%	66.11%	62.55%		

				2013	2014	2015
2016	9	30	60.72	64.11	69.04	62.01

2013	2014	2015	2016	1-9	2015
104.7	65.72	54.14			80.3
	57.32	56.73	35.29		57.02

2014

2

10%-30%

70%-85%

95%-98%

1-2

				2013	2014	2015
2016	9	30		162,095.82	175,999.36	
190,334.80			141,049.30			

3

2016	9	30	33,934.45	2011
			33,557.57	
2015	12	31		53,581.65
30,029.61		2015	47,684.10	4,052.49

4

2013	2014	2015	2016	1-9	
751,971.20	688,577.99	720,533.74	395,361.62		2013
2014	2015	2016	1-9		
23,713.30	26,651.09	19,159.60	13,620.20		2014
					2015
		2015			2016
1-9	2015	1-9		2016	
2015					

1

2

3

30%

1

80% 2

40% 3

20%

2

2/3

2015

2016 4 14
2015

0.02

2016 5 6
1,510,445,200

30,208,904.00

2015			15.77%
2016			
2014			
2015	4	16	2015 5 11
2014			686,566,000
		0.04	27,462,640.00
2014			10.30%
1.2		1,510,445,200	823,879,200
2015			
2013			
2014	4	16	2014 5 8
2013			586,566,000
		0.05	29,328,300.00
2013			12.37%
2014			

2015	3,020.89	19,159.06	15.77%
2014	2,746.26	26,651.09	10.30%
2013	2,932.83	23,713.30	12.37%
	8,699.98	69,523.45	12.51%
			23,174.48
			37.54%

4 14 2016 3 5 6 2015 2016-2018 2016

1

2

3

1

2

3

1

80% 2

40% 3

20%

4

1

2

2/3

1				
2		2017	9	
3	2016	2017		
				2015
19,159.06	16,540.27			
4			3	
5			100,000.00	
6				
7				
8	2016	2017		2015
			2016	2017
9				
	2016	2017		

	2016 /	2017 /2017	12 31
	2016 12 31		
	151,044.52	151,044.52	181,044.52
	19,159.06	19,159.06	19,159.06
	16,540.27	16,540.27	16,540.27
	353,221.78	369,359.95	369,359.95
	369,359.95	385,498.11	485,498.11
	-	-	30,000.00
	-	-	100,000.00
	-	-	3
	3,020.89	3,020.89	3,020.89
	6	6	6
/	0.1268	0.1268	0.1016
/	0.1095	0.1095	0.0877
/	0.1268	0.1268	0.1016
/	0.1095	0.1095	0.0877
	5.30%	5.08%	4.76%
	4.58%	4.38%	4.11%

1	=	÷	
2	=	÷	+
×	÷12		
3	=	÷	
+	÷2-	×	÷12
4	=	÷	
+	÷2-	×	÷12+
×	÷12		

2017

2 —

1

2

3

4

5

2017 3 28